



**USE  
PROTECTIVE  
GLASSES**




**USE  
PROTECTIVE  
GLOVES**




Pyro applicator is a paper tube which is used as an extra safety feature during the pyro installation into the container

**Before any procedure make sure to obey all safety instruction from Galaxy GBS manual.**

That includes use of protective gear such as **safety glasses and gloves!** Make sure to disconnect device from any source of electricity!



For this procedure prepare:  
-GBS Container  
-Pyro actuator  
-Pyro applicator paper tube



Take the pyro actuator and insert it gently into the applicator tube




Now you have the pyro actuator safely inserted in the tube, you may proceed to application into the container



**Before inserting to the container slot at the bottom of container make sure that there is no electric power going to the container! Otherwise it presents hazard for operator.**

Safely insert the pyro actuator into its slot in GBS container



With circular motion remove the application tube from the pyro actuator  
Make sure the actuator sits correctly by adding slightly pressure from the top

**Pyro applicator can be used also for pyroactuator removing by following same safety instructions**